

Order of Operations with Parentheses

Guide Notes

Math 5


Order of Operations

Numerical expressions are evaluated correctly by following certain order of operations. Some expressions don't involve any **grouping symbols**, such as parentheses and the like, but there



are also some that have these. For numerical expressions with no grouping symbols, we make use of the **MDAS** rule. What will happen if numerical expressions have these grouping symbols? Will the rule change?

Grouping Symbols



Reading and analyzing a verbal statement is very important in writing a correct numerical expression. There are instances where some numbers and operations are **grouped together** using symbols.

Parentheses are not the only grouping symbols used. There are other symbols that you need to know.

What are these symbols?

Name: _____ Period: _____ Date: _____

Order of Operations with Parentheses

Guide Notes
Math 5

Parentheses

()

Brackets

[]

Braces

{ }

Order of Operations with Parentheses

Guide Notes

Math 5

The Order of Symbols

Aside from operations, symbols such as parentheses, brackets and braces, follow a specific order too!

First, you carry out the operation inside the **PARENTHESES**.

Then, you carry out the operation inside the **BRACKETS**.

Lastly, you carry out the operation inside the **BRACES**.

Evaluating Numerical Expressions with Parentheses

The word **EVALUATE** means to "**calculate**" or to "**get**" the value of a given expression. This time, the numbers and operations in a numerical expression are grouped using the different grouping symbols. How are these types of numerical expressions evaluated?

Example:

Paul and Ana were asked to evaluate the numerical expression:

$$4 \times (2 + 5) - 9 \div 3$$

Order of Operations with Parentheses

Guide Notes

Math 5

Their solutions are shown below:

Paul

$$4 \times (2 + 5) - 9 \div 3$$

$$4 \times 7 - 9 \div 3$$

$$28 - 9 \div 3$$

$$28 - 3$$

$$25$$

Ana

$$4 \times (2 + 5) - 9 \div 3$$

$$8 + 5 - 9 \div 3$$

$$13 - 9 \div 3$$

$$13 - 3$$

$$10$$

There could only be **ONE** correct answer. Who do you think did it right?
Is it Paul or Ana?

To make sure that the answer is "**valid**" and "**accurate**", there are certain steps to follow. For numerical expressions without grouping symbols we use the **MDAS** rule. For numerical expressions involving grouping symbols such as **parentheses**, **brackets** and **braces**, the **PEMDAS** rule is used.

What is **PEMDAS** rule???


Name: _____ Period: _____ Date: _____

Order of Operations with Parentheses

Guide Notes
Math 5

PEMDAS Rule

Applying the **PEMDAS** rule is very important in evaluating numerical expressions. Why is PEMDAS very important? What does it stand for?



Parentheses




Exponents




Multiplication



Division



Addition



Subtraction

Order of Operations with Parentheses

Guide Notes

Math 5

Following the **PEMDAS** rule is very important especially if your goal is to get the correct answer. Below are the steps to make sure that you are doing it right!!!

Step #1

You work on the numbers and operations inside the grouping symbols first. Work on the calculation inside the **parentheses**, then the calculation inside the **brackets** and lastly, the calculations inside the **braces**.

Step #2

Find the value of numbers with exponents (if there is any).

Step #3

If all the calculations inside the grouping symbols are done, you may now start working on the calculations from left to right like the arrows below.



Step #4

Work on with **MULTIPLICATION** or **DIVISION**, whichever comes first, from LEFT to RIGHT.

Step #5

Work on with **ADDITION** or **SUBTRACTION**, whichever comes first, from LEFT to RIGHT.

Name: _____ Period: _____ Date: _____

Order of Operations with Parentheses

Guide Notes

Math 5

So... going back to Paul and Ana's solution:

Paul

$$4 \times (2 + 5) - 9 \div 3$$

$$4 \times 7 - 9 \div 3$$

$$28 - 9 \div 3$$

$$28 - 3$$

$$25$$

Ana

$$4 \times (2 + 5) - 9 \div 3$$

$$8 + 5 - 9 \div 3$$

$$13 - 9 \div 3$$

$$13 - 3$$

$$10$$

Who did it right? Who followed the steps properly?

Paul did it right!!!



Order of Operations with Parentheses

Guide Notes

Math 5

Let's find out how he did it right!

Paul

$$4 \times (2 + 5) - 9 \div 3$$

$$4 \times 7 - 9 \div 3$$

$$28 - 9 \div 3$$

$$28 - 3$$

$$25$$

Work on the calculations inside the parentheses.

Follow the **MDAS** rule working from LEFT to RIGHT.

Multiply or **Divide**
(whichever comes first)

Add or **Subtract**
(whichever comes first)

Ana, on the other hand, failed to follow the PEMDAS rule.

$$4 \times (2 + 5) - 9 \div 3$$

$$8 + 5 - 9 \div 3$$

$$13 - 9 \div 3$$

$$13 - 3$$

$$10$$

Not working on the calculations inside grouping symbols first, like parentheses, is totally a **WRONG** move! Thus, the answer will be **INCORECT** 😞

Order of Operations with Parentheses

Guide Notes

Math 5

Sample Problem 1:

Two students were asked to evaluate the numerical expression below. Who do you think has the correct answer? Why do you think so?

$$(8 + 7) \div 3 + (4 - 2) \times 3$$

Student A

$$(8 + 7) \div 3 + (4 - 2) \times 3$$

$$15 \div 3 + (4 - 2) \times 3$$

$$15 \div 7 - 2 \times 3$$

$$15 \div 5 \times 3$$

$$15 \div 15$$

$$1$$

Student B

$$(8 + 7) \div 3 + (4 - 2) \times 3$$

$$15 \div 3 + (4 - 2) \times 3$$

$$15 \div 3 + 2 \times 3$$

$$5 + 2 \times 3$$

$$5 + 6$$

$$11$$

Order of Operations with Parentheses

Guide Notes

Math 5

Sample Problem 2:

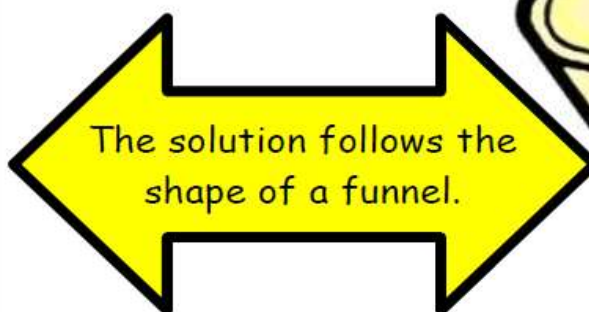
Evaluate the numerical expression $(10 + 2) \div 4 \times [(15 \div 3) - 4]$ using the PEMDAS rule.

The FUNNEL Method

If the steps involved in evaluating numerical expressions confuse you. Like when you see the numbers and they all dance in your head. There is a method that you can use that will help you get the correct answer one step at a time 😊

Paul's Solution

$$\begin{array}{l} 4 \times (2 + 5) - 9 \div 3 \\ 4 \times 7 - 9 \div 3 \\ 28 - 9 \div 3 \\ 28 - 3 \\ 25 \end{array}$$



Order of Operations with Parentheses

Guide Notes

Math 5

THE FUNNEL METHOD

1. Write the expression horizontally.
2. Determine the operation that should be done first, following the **PEMDAS** rule and underline it.
3. Perform the said operation and rewrite the expression the way it appeared in the original expression.
4. Underline the next operation following the MDAS rule.
5. Continue performing the operations one at a time, rewrite the expression after each step until you've completed all the operations... and you have one value left.

Order of Operations with Parentheses

Guide Notes

Math 5**Example:**

Evaluate the numerical expression $(3 \times 4) - [(24 \div 2) - 7] + 6$ using the **Funnel Method**.

Solution:

$$(3 \times 4) - [(24 \div 2) - 7] + 6$$

$$(3 \times 4) - [12 - 7] + 6$$

$$(3 \times 4) - 5 + 6$$

$$12 - 5 + 6$$

$$7 + 6$$

$$13$$

Order of Operations with Parentheses

Guide Notes

Math 5

Sample Problem 3:

Evaluate the numerical expression $[10 - 4 \div (9 - 5)] - 3 \times 3$ using the funnel method.

Order of Operations in Real World

The **PEMDAS** rule is also used to solve real-life problems. These problems happen on a daily basis, without us realizing that we are using such rule. Below is an example:

Example:

A shoe store is on sale and it gives a \$30 discount for each pair of shoes. Mel and his friend bought 4 pairs of shoes with an original price of \$80, and both decided to share the cost.

a. Write a numerical expression to represent the situation.

Solution:

$$(80 - 30) \times 4 \div 2$$

Order of Operations with Parentheses

Guide Notes

Math 5

b. How much should each of them pay?

Solution:

$$(80 - 30) \times 4 \div 2$$

$$50 \times 4 \div 2$$

$$200 \div 2$$

$$100$$

They have to pay \$100 each.

Sample Problem 4:

Kyle saved for year and he was able to raise \$2000. He gave his mom \$500 and divided the remaining amount into 4 parts and kept 1 part for himself. Then, he bought a new shirt that cost \$100.

a. Write a numerical expression to represent the situation.

b. How much money did he have left?